



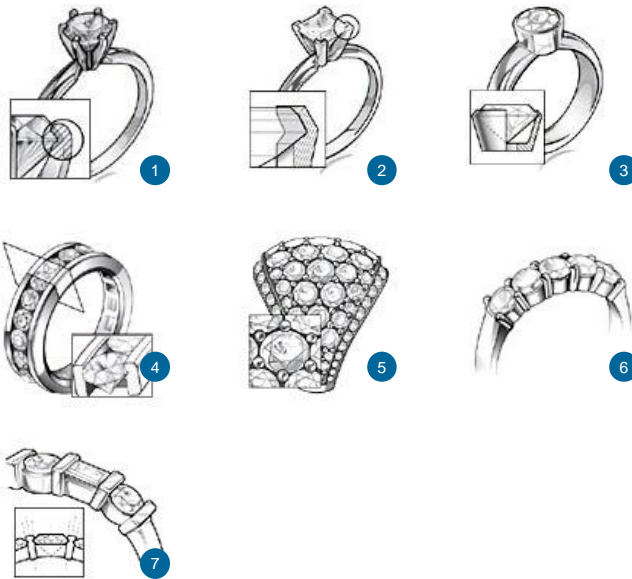
Product Description Guide

This guide has been designed to assist you in describing the finer details of your item(s)

Product Information

Ring Styles & Settings

If you are claiming for ring/s could you point out which type of setting and style it was, based on the designs below?



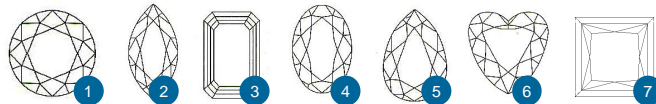
Stones

If the items were stone set, could you identify the size/s, based on the illustrations below?



Stone Shapes

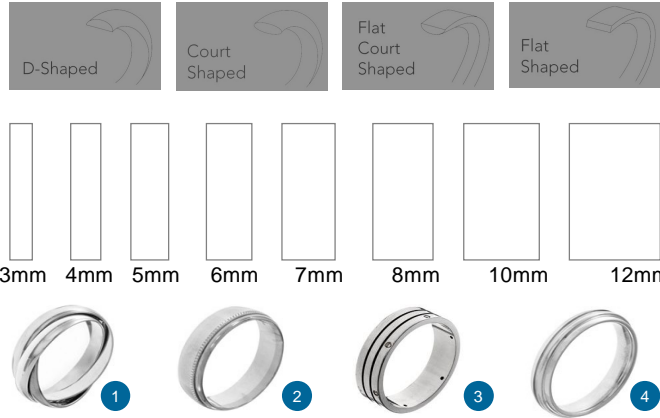
Can you identify the shape of the stone/s from the designs below?



Product Information


Wedding Bands

Please describe the shape and band width from the designs below.



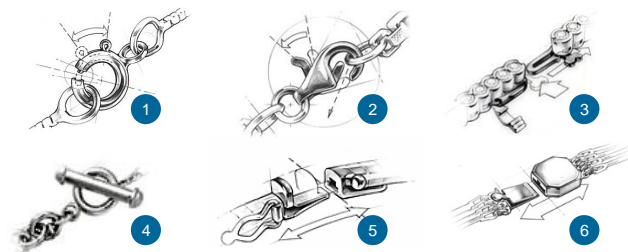
Chain/Bracelet Links

Which of the following style of link is similar to your chain/bracelet?



Chain/Bracelet Clasps

Can you identify the type of fastening, based on the examples below?



Product Information


Watch Faces

Can you identify any of the watch features based on the examples?



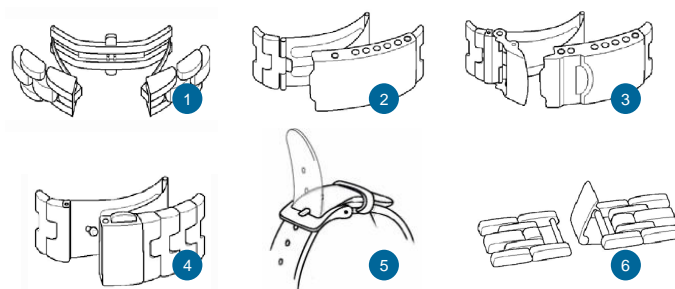
Watch Straps

What style of bracelet did the watch have, if metal?



Watch Clasp

Could you identify from the pictures below, the type of clasp?



Hallmark

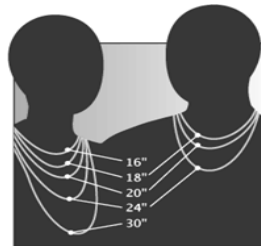
Hoop Earrings

Can you describe the type of hoop earrings based on these designs?



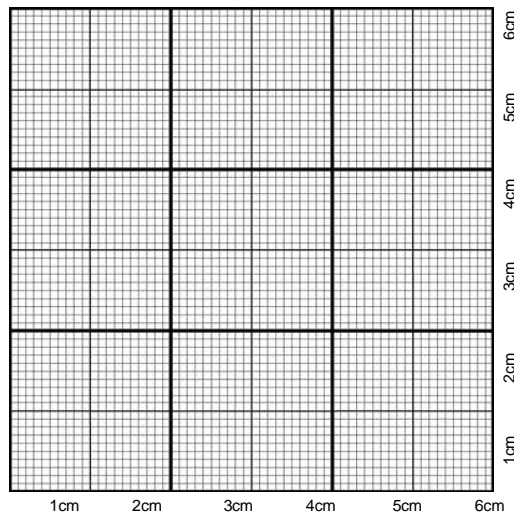
Chain Measurements

These sketches represent standard lengths of chains for ladies and gents, which may help you to identify how long your chain was.



Sketching Your Jewellery

You can use this grid to sketch how large a piece of jewellery is. For example, a pendant or hoop earrings.



Address : Hallmark, Millfield House, Ervington Court, Meridian business park, Leicester, LE19 1WL

Opening Hours : Monday to Friday 8am – 8pm

Telephone : **08450 742 790**